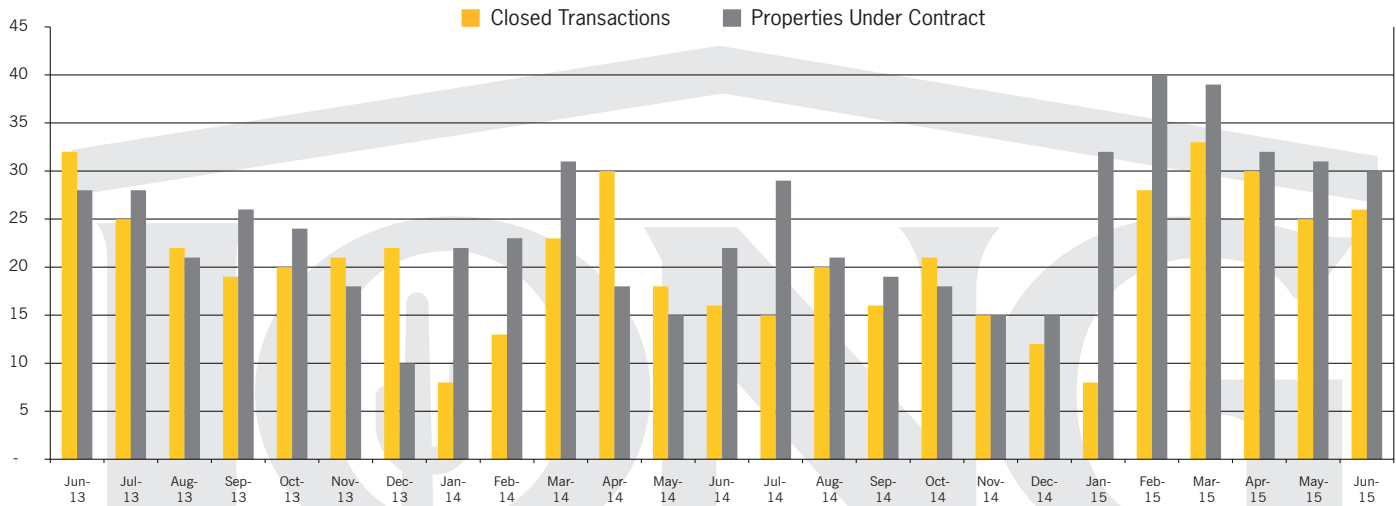




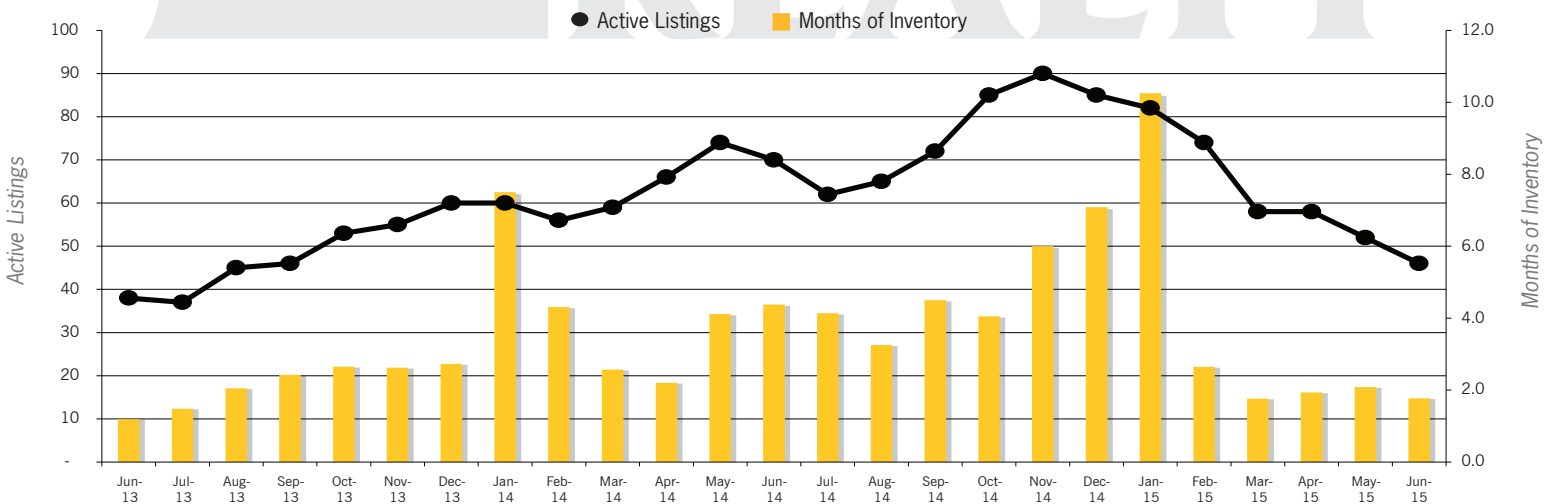
Continental Ranch | July 2015

In the Continental Ranch area, June 2015 active inventory was 46, a 34% decrease from June 2014. There were 26 closings in June 2015, a 63% increase from June 2014. Year-to-date 2015 there were 156 closings, a 37% increase from year-to-date 2014. Months of Inventory was 1.8, down from 4.4 in June 2014. Median price of sold homes was \$172,500 for the month of June 2015, virtually unchanged from June 2014. The Continental Ranch area had 30 new properties under contract in June 2015, up 36% from June 2014.

CLOSED SALES & NEW PROPERTIES UNDER CONTRACT – CONTINENTAL RANCH



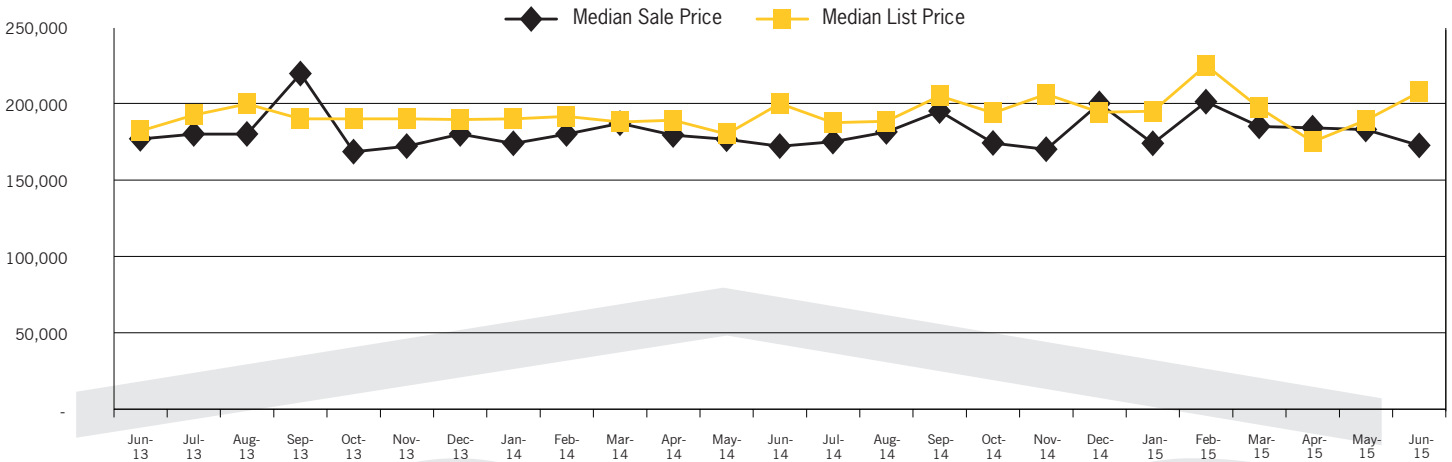
ACTIVE LISTINGS AND MONTHS OF INVENTORY – CONTINENTAL RANCH



Properties under contract and Home Sales data is based on information obtained from the TARMLS using Brokermetrics software.
All data obtained 07/06/2015 is believed to be reliable, but not guaranteed.



MEDIAN SOLD PRICE AND MEDIAN LISTED PRICE – CONTINENTAL RANCH



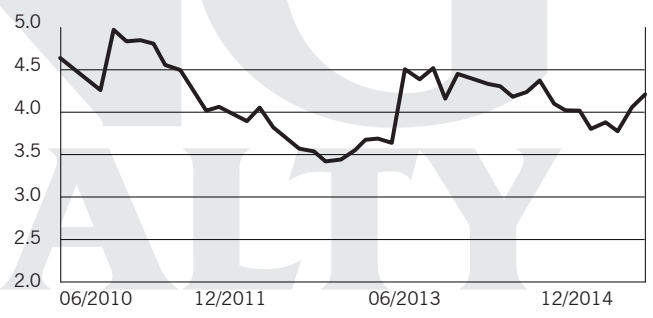
MONTHLY PAYMENT ON A MEDIAN PRICED HOME – CONTINENTAL RANCH

Year	Median Price	Int. Rate	MO. Payment
2006	\$230,000	6.140%	\$1,329.75
2014	\$172,000	4.250%	\$803.83
2015	\$172,500	4.080%	\$789.94

Source: Residential median sales prices. Data obtained 07/06/2015 from TARMLS using Brokermetrics software. Monthly payments based on a 5% down payment on a median priced home. All data obtained is believed to be reliable, but not guaranteed.

30 YEAR FIXED MORTGAGE RATE

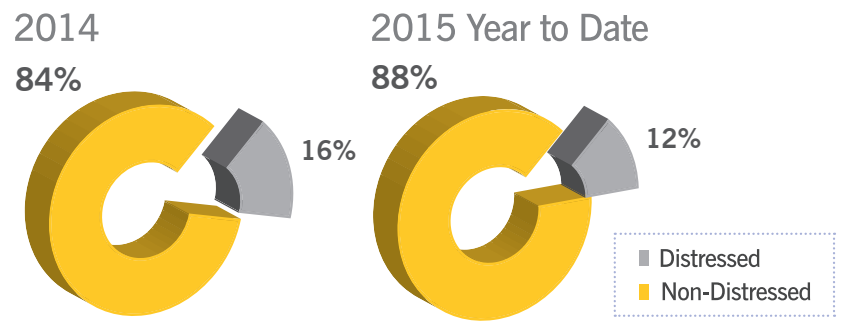
While mortgage rates have increased slightly recently, they are still well below 2010 levels.



Source: Bankrate.com

DISTRESSED VS. NON-DISTRESSED SALES – CONTINENTAL RANCH

The percentage of property sales that are distressed, meaning bank owned or short sales, for the current year as compared to the same time period last year. A lower percentage of distressed sales can lead to improving market conditions.





MARKET CONDITIONS BY PRICE BAND – CONTINENTAL RANCH

	Active Listings	Last 6 Months Closed Sales						Current Months of Inventory	Last 3 Month Trend Months of Inventory	Market Conditions
		Jan-15	Feb-15	Mar-15	Apr-15	May-15	Jun-15			
\$1 - 49,999	0	0	0	0	0	0	0	n/a	n/a	n/a
\$50,000 - 74,999	0	0	0	0	0	0	0	n/a	n/a	n/a
\$75,000 - 99,999	0	0	0	0	0	0	0	n/a	n/a	n/a
\$100,000 - 124,999	0	0	0	1	0	0	0	n/a	n/a	n/a
\$125,000 - 149,999	3	1	1	4	5	3	2	1.5	0.9	Seller
\$150,000 - 174,999	6	4	9	9	9	8	12	0.5	1.0	Seller
\$175,000 - 199,999	10	1	4	6	6	8	5	2.0	1.8	Seller
\$200,000 - 224,999	3	2	3	3	5	3	4	0.8	1.2	Seller
\$225,000 - 249,999	10	0	9	4	4	4	1	10.0	3.4	Seller
\$250,000 - 274,999	5	1	2	2	1	2	2	2.5	3.4	Seller
\$275,000 - 299,999	5	0	0	3	0	0	0	n/a	n/a	n/a
\$300,000 - 349,999	3	0	0	0	2	0	0	n/a	5.5	Balanced
\$350,000 - 399,999	1	0	0	1	0	0	0	n/a	n/a	n/a
\$400,000 - 499,999	0	0	0	0	0	0	0	n/a	n/a	n/a
\$500,000 - 599,999	0	0	0	0	0	0	0	n/a	n/a	n/a
\$600,000 - 699,999	0	0	0	0	0	0	0	n/a	n/a	n/a
\$700,000 - 799,999	0	0	0	0	0	0	0	n/a	n/a	n/a
\$800,000 - 899,999	0	0	0	0	0	0	0	n/a	n/a	n/a
\$900,000 - 999,999	0	0	0	0	0	0	0	n/a	n/a	n/a
\$1,000,000 - and over	0	0	0	0	0	0	0	n/a	n/a	n/a
TOTAL	46	9	28	33	32	28	26	1.8	1.8	Seller

				
Seller's Market	Slight Seller's Market	Balanced Market	Slight Buyer's Market	Buyer's Market

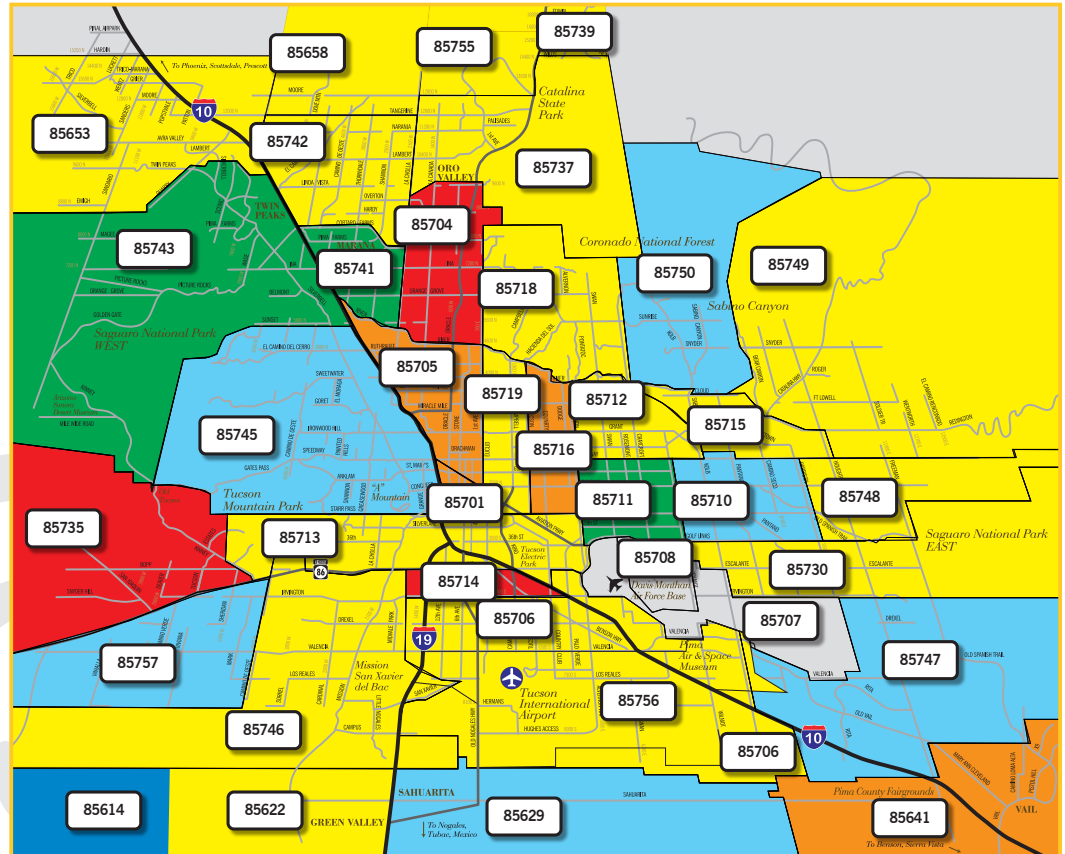


Continental Ranch | July 2015

CHANGE IN MEDIAN SALES PRICE BY ZIP CODE

APR 2014-JUN 2014 TO APR 2015-JUN 2015

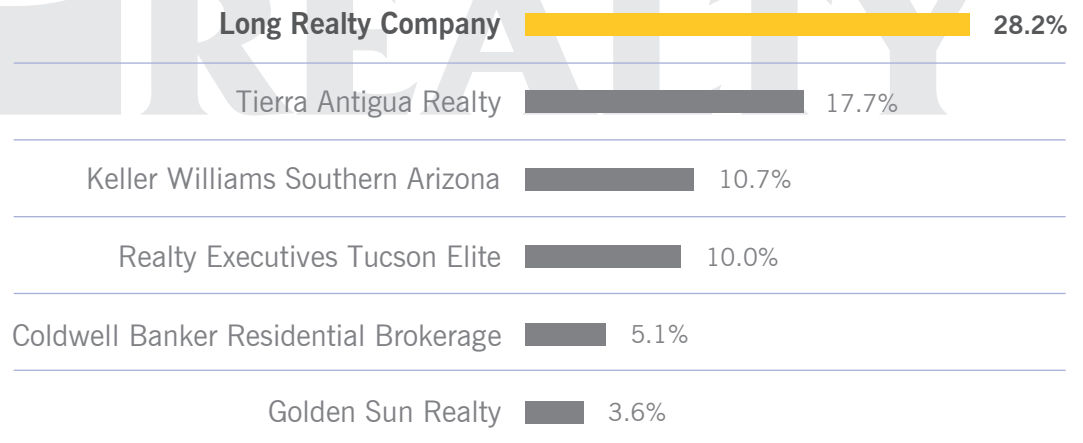
This heat map represents the percentage of change in Tucson metro median sales prices from April 2014-June 2014 to April 2015-June 2015 by zip code.



MARKET SHARE – CONTINENTAL RANCH

Long Realty leads the market in successful real estate sales.

Data Obtained 07/06/2015 from TARMLS using BrokerMetrics software for all closed residential sales volume between 07/01/2014 – 06/30/2015 rounded to the nearest tenth of one percent and deemed to be correct.



The Continental Ranch Housing Report is comprised of data for residential properties in the Community of Continental Ranch. Real Estate remains very localized and market conditions can vary greatly by not only geographic area but also by price range. Please feel free to contact me for a more in-depth analysis.