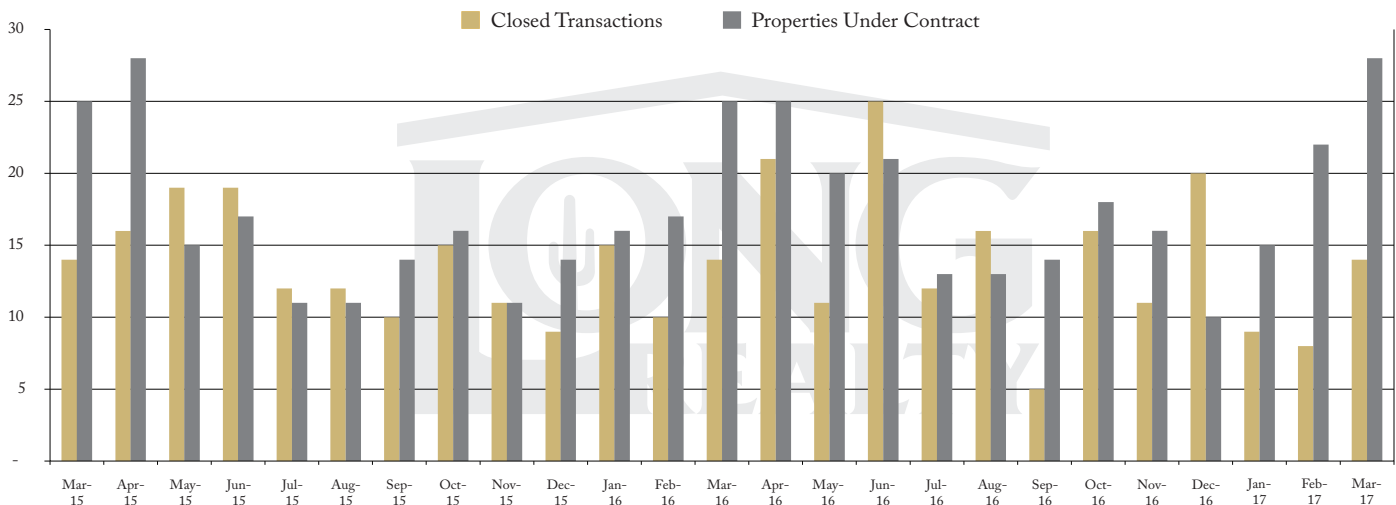


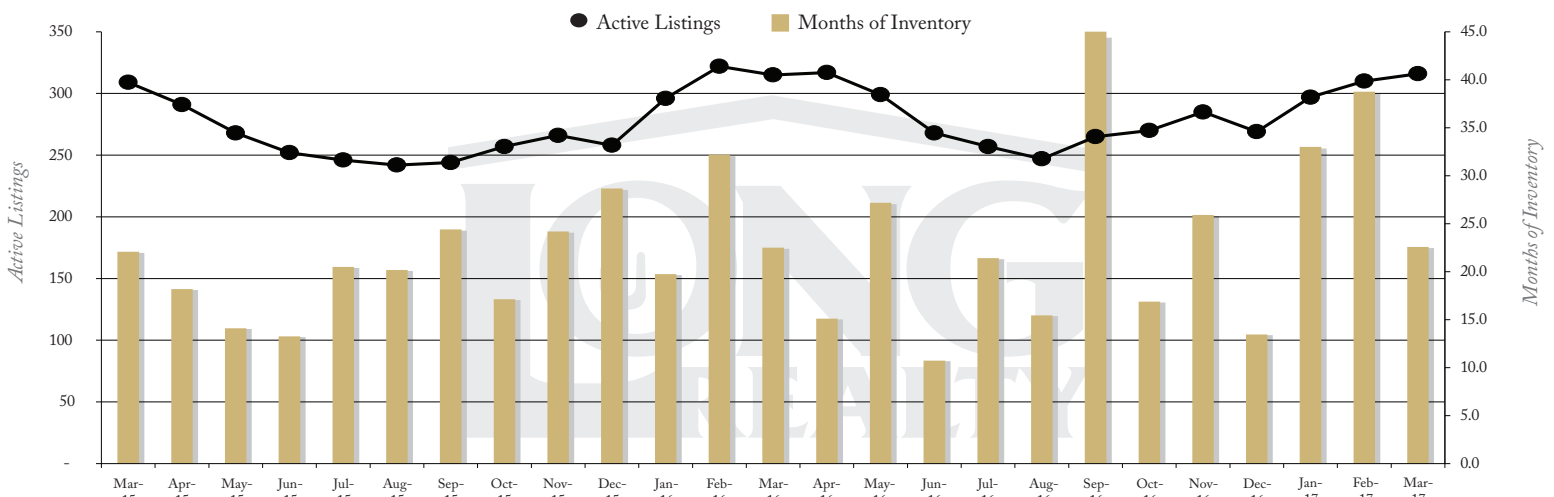


In the Tucson Luxury market, March 2017 active inventory was 316, virtually unchanged from March 2016. There were 14 closings in March 2017, virtually unchanged from March 2016. Year-to-date 2017 there were 32 closings, a 22% decrease from year-to-date 2016. Months of Inventory was 22.6, up from 22.5 in March 2016. Median price of sold homes was \$1,095,000 for the month of March 2017, up 20% from March 2016. The Tucson Luxury area had 28 new properties under contract in March 2017, up 12% from March 2016.

CLOSED SALES AND NEW PROPERTIES UNDER CONTRACT – TUCSON LUXURY



ACTIVE LISTINGS AND MONTHS OF INVENTORY – TUCSON LUXURY

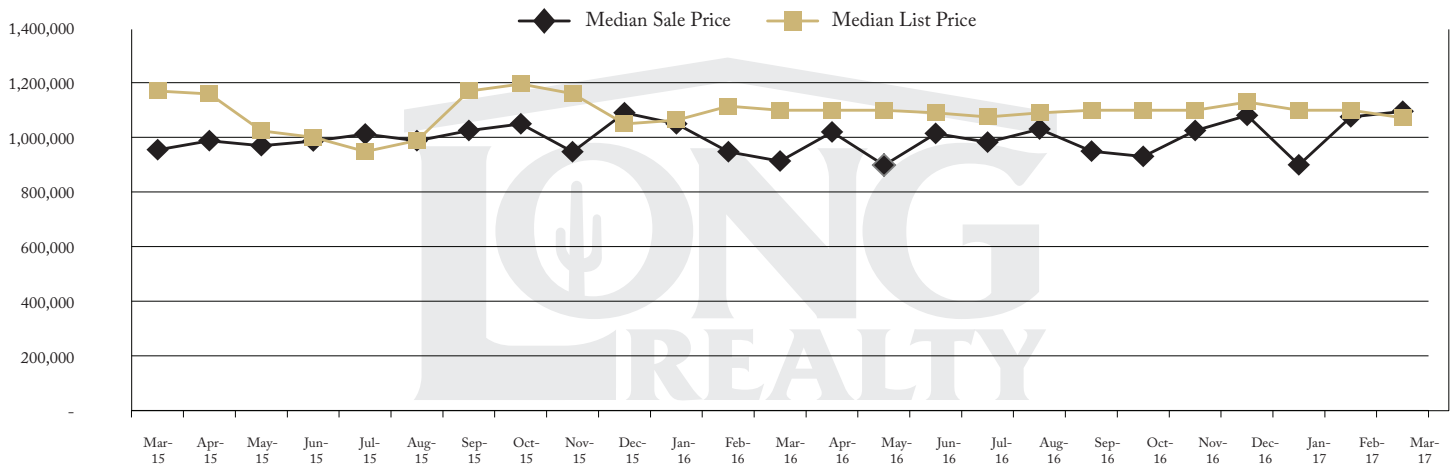


Properties under contract and Home Sales data is based on information obtained from the MLSSAZ for all residential properties priced \$800,000 and above. All data obtained 04/05/2017 is believed to be reliable, but not guaranteed.



Tucson | April 2017

MEDIAN SOLD PRICE AND MEDIAN LISTED PRICE – TUCSON LUXURY



PRICE BANDED MARKET REPORT – TUCSON LUXURY RESIDENTIAL HOMES

	Active Listings	Last 6 Months Closed Sales						Current Months of Inventory	Last 3 Month Trend Months of Inventory	Market Conditions
		Oct-16	Nov-16	Dec-16	Jan-17	Feb-17	Mar-17			
\$800,000 - 899,999	74	6	4	3	3	1	3	24.7	29.1	Buyer
\$900,000 - 999,999	54	4	1	4	2	2	1	54.0	35.2	Buyer
\$1,000,000 - \$1,249,999	71	3	3	7	2	4	6	11.8	16.3	Buyer
\$1,250,000 - \$1,499,999	48	1	1	4	2	1	3	16.0	23.8	Buyer
\$1,500,000 - \$1,749,999	14	2	2	0	0	0	0	n/a	n/a	n/a
\$1,750,000 - \$1,999,999	24	0	0	1	0	0	1	24.0	69.0	Buyer
\$2,000,000 - and over	31	0	0	1	0	0	0	n/a	n/a	n/a
TOTAL	316	16	11	20	9	8	14	22.6	29.8	Buyer

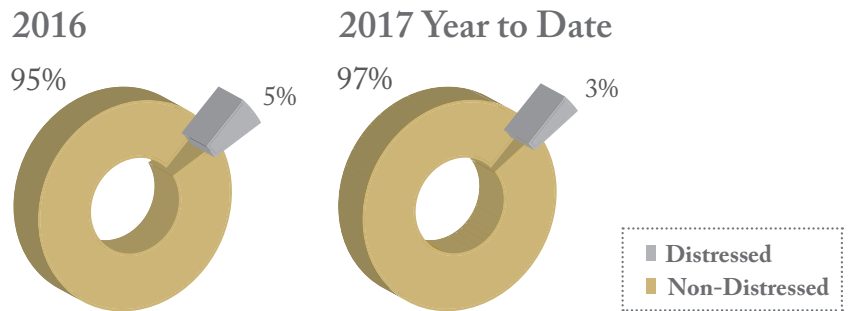


Statistics based on information obtained from MLSSAZ and using Brokermetrics software on 04/05/2017 for all residential properties priced \$800,000 and above. 3 month trend in months of inventory is the average of closed sales and active listing data from 01/01/2017 - 03/31/2017. Information is believed to be reliable, but not guaranteed.




DISTRESSED VS. NON-DISTRESSED SALES – TUCSON LUXURY

The percentage of property sales that are distressed, meaning bank owned or short sales, for the current year as compared to the same time period last year. A lower percentage of distressed sales can lead to improving market conditions.



MARKET SHARE – TUCSON LUXURY

Long Realty leads the market in successful real estate sales.



Data Obtained 04/05/2017 from MLSSAZ using BrokerMetrics software for all closed residential units between 04/01/2016 – 03/31/2017 rounded to the nearest tenth of one percent and deemed to be correct.

The Tucson Luxury Housing Report is comprised of data for residential luxury properties priced \$800,000 and above in MLSSAZ for the Tucson Metro Area. Real Estate remains very localized and market conditions can vary greatly by not only geographic area but also by price range. Please feel free to contact me for a more in-depth analysis.