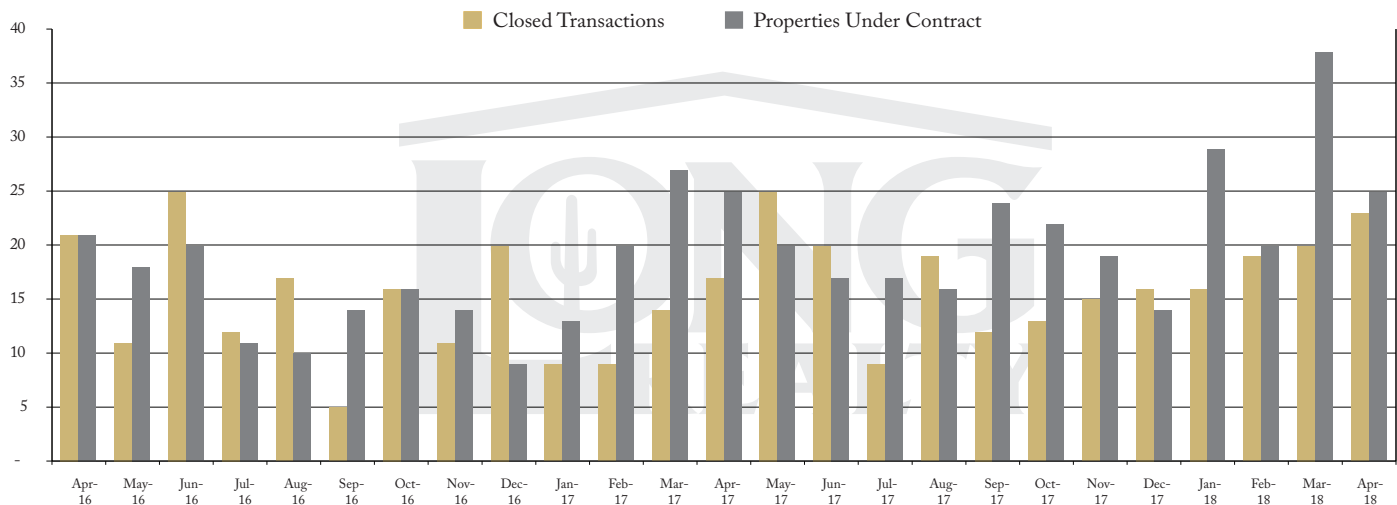




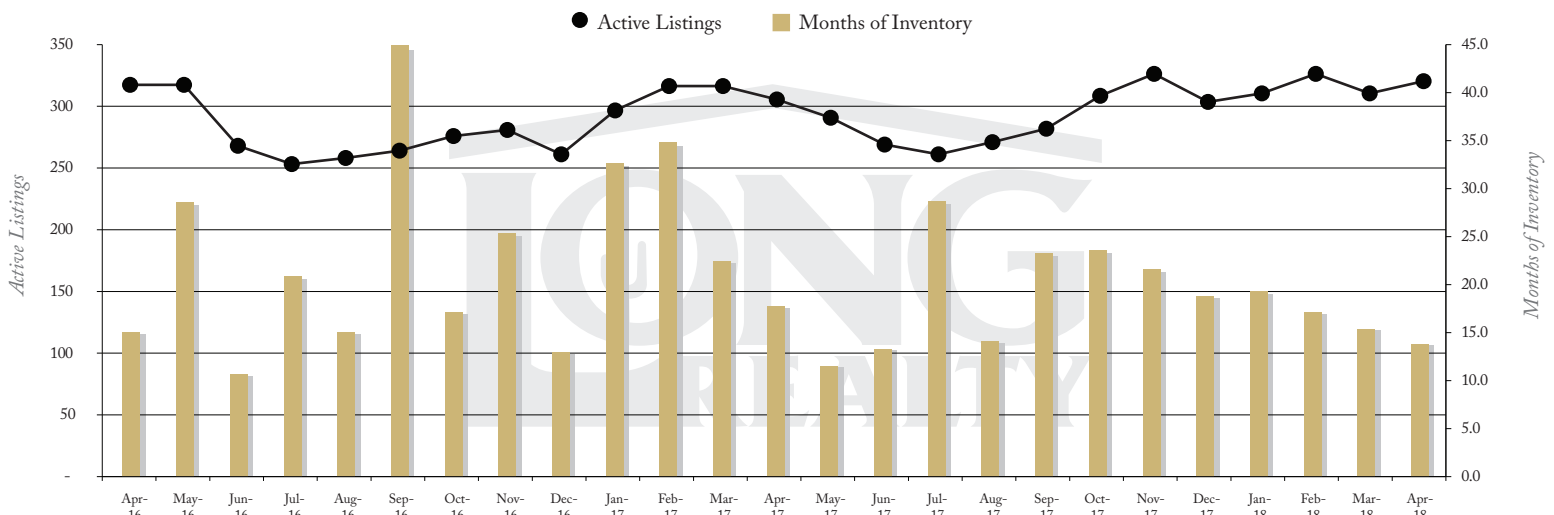
Tucson | May 2018

In the Tucson Luxury market, April 2018 active inventory was 320, a 5% increase from April 2017. There were 23 closings in April 2018, a 35% increase from April 2017. Year-to-date 2018 there were 79 closings, a 61% increase from year-to-date 2017. Months of Inventory was 13.9, down from 17.9 in April 2017. Median price of sold homes was \$985,000 for the month of April 2018, up 4% from April 2017. The Tucson Luxury area had 25 new properties under contract in April 2018, virtually unchanged from April 2017.

CLOSED SALES AND NEW PROPERTIES UNDER CONTRACT – TUCSON LUXURY



ACTIVE LISTINGS AND MONTHS OF INVENTORY – TUCSON LUXURY

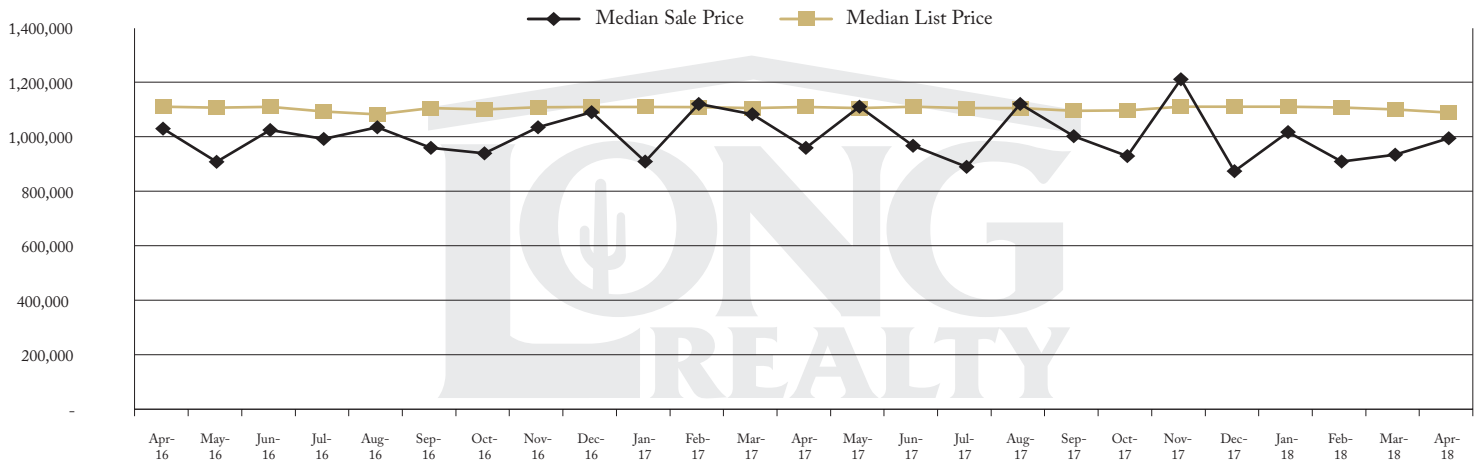


Properties under contract and Home Sales data is based on information obtained from the MLSSAZ for all residential properties priced \$800,000 and above.
All data obtained 05/04/2018 is believed to be reliable, but not guaranteed.



Tucson | May 2018

MEDIAN SOLD PRICE AND MEDIAN LISTED PRICE – TUCSON LUXURY



PRICE BANDED MARKET REPORT – TUCSON LUXURY RESIDENTIAL HOMES

	Active Listings	Last 6 Months Closed Sales						Current Months of Inventory	Last 3 Month Trend Months of Inventory	Market Conditions
		Nov-17	Dec-17	Jan-18	Feb-18	Mar-18	Apr-18			
\$800,000 - 899,999	73	4	10	2	8	9	7	10.4	9.1	Buyer
\$900,000 - 999,999	75	1	1	6	4	4	7	10.7	14.0	Buyer
\$1,000,000 - \$1,249,999	63	6	1	3	2	4	2	31.5	24.3	Buyer
\$1,250,000 - \$1,499,999	43	3	2	3	3	3	3	14.3	14.2	Buyer
\$1,500,000 - \$1,749,999	18	2	2	0	0	0	3	6.0	18.3	Buyer
\$1,750,000 - \$1,999,999	19	0	0	1	1	0	1	19.0	31.0	Buyer
\$2,000,000 - and over	29	0	0	1	1	1	0	n/a	44.0	Buyer
TOTAL	320	16	16	16	19	21	23	13.9	15.2	Buyer

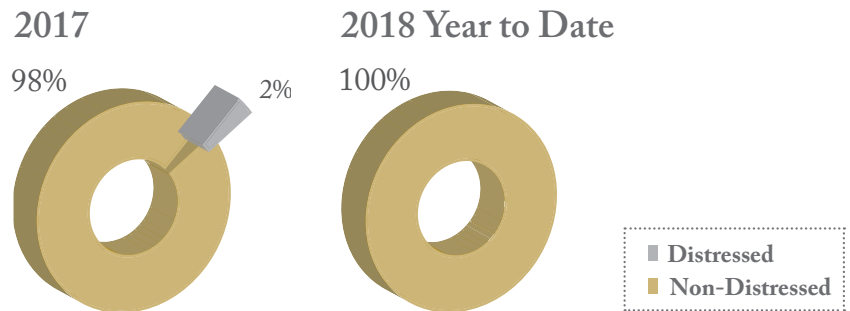
Seller's Market
Slight Seller's Market
Balanced Market
Slight Buyer's Market
Buyer's Market



Tucson | May 2018

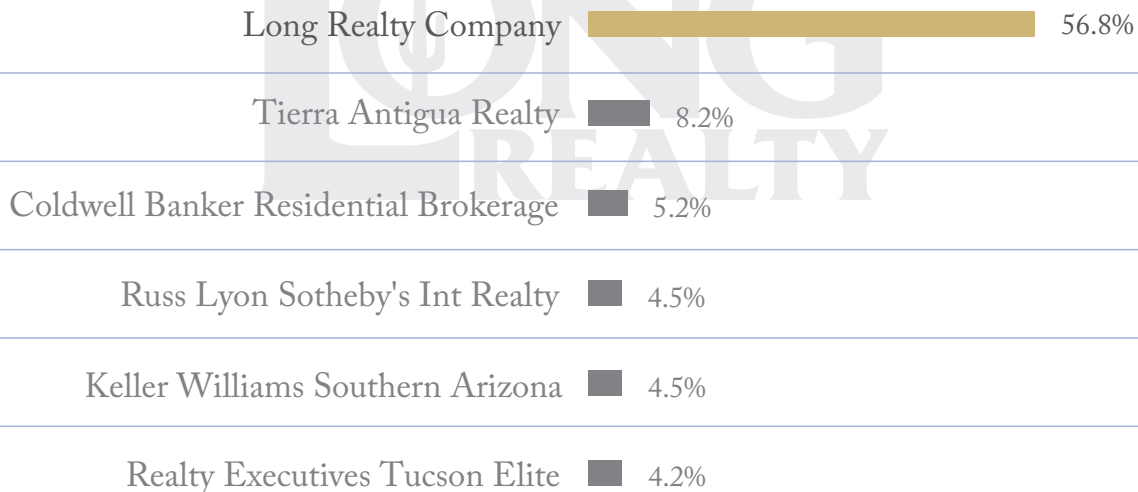
DISTRESSED VS. NON-DISTRESSED SALES – TUCSON LUXURY

The percentage of property sales that are distressed, meaning bank owned or short sales, for the current year as compared to the same time period last year. A lower percentage of distressed sales can lead to improving market conditions.



MARKET SHARE – TUCSON LUXURY

Long Realty leads the market in successful real estate sales.



Data Obtained 05/04/2018 from MLSSAZ using BrokerMetrics software for all closed residential units between 05/01/2017 – 04/30/2018 rounded to the nearest tenth of one percent and deemed to be correct.

The Tucson Luxury Housing Report is comprised of data for residential luxury properties priced \$800,000 and above in MLSSAZ for the Tucson Metro Area. Real Estate remains very localized and market conditions can vary greatly by not only geographic area but also by price range. Please feel free to contact me for a more in-depth analysis.