



Neighborhood Market Report



Stephen Woodall - Team Woodall
(520) 818-4504
Stephen@TeamWoodall.com
<https://TeamWoodall.com>

Rancho Vistoso

Oro Valley, Arizona

July 2024



Market Summary

All Property Types

Recent Sales Trends

The statistics below highlight key market indicators for Rancho Vistoso. The data in the Sold Listings table is based on homes sold within the month of June 2024.

	Current Period Jun 2024	Last Month May 2024	Change From Last Month	Last Year Jun 2023	Change From Last Year
Homes Sold	30	45	▼ 33%	41	▼ 27%
Median Sale Price	\$504,140	\$470,950	▲ 7%	\$459,900	▲ 10%
Median List Price	\$524,450	\$498,000	▲ 5%	\$475,000	▲ 10%
Sale to List Price Ratio	98%	98%	0%	100%	▼ 2%
Sales Volume	\$16,231,413	\$25,770,927	▼ 37%	\$21,809,407	▼ 26%
Average Days on Market	34.67 days	30.17 days	▲ 5 days	47.28 days	▼ 13 days
Homes Sold Year to Date	205	175	▲ 17%	226	▼ 9%
For Sale at Month's End	81	87	▼ 7%	41	▲ 98%

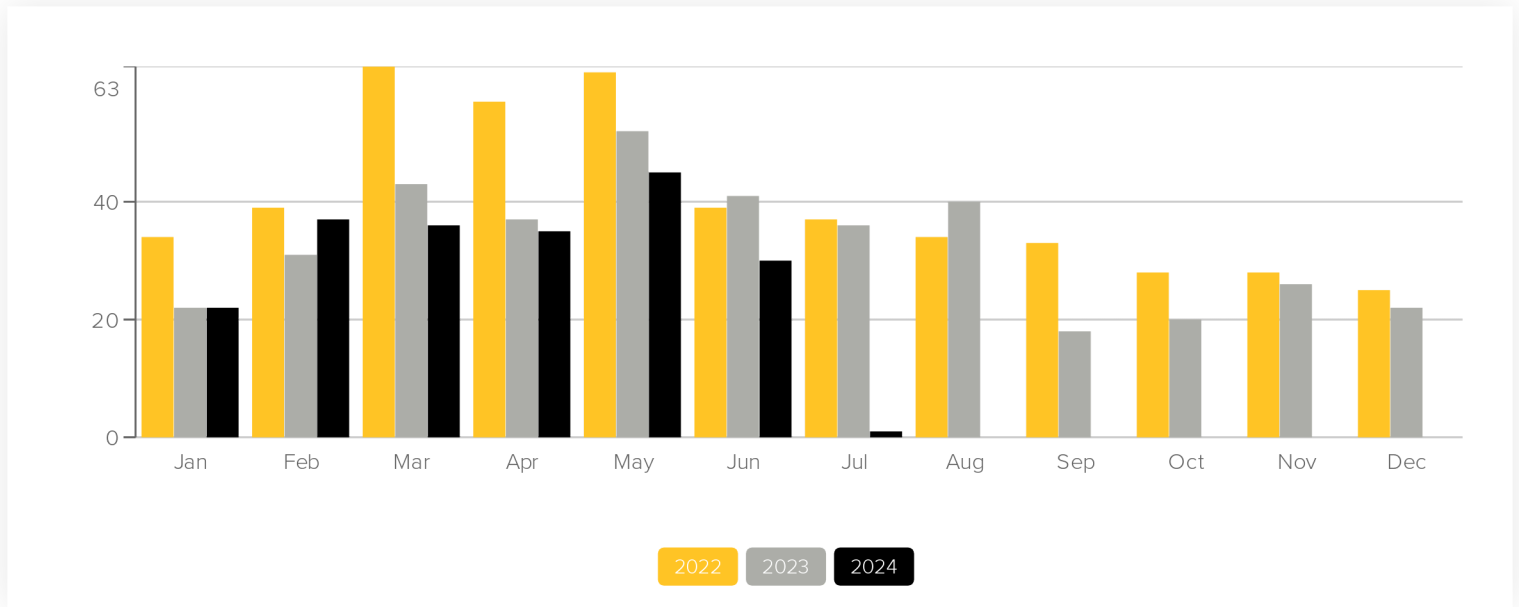
Current Market

The statistics below provide an up-to-date snapshot of the listed inventory as of July 4, 2024. Median days on market is a good indicator of the average length of time the current inventory has been on the market. The high price, low price, and median price provide context for the prices buyers and sellers can expect to encounter in this area.

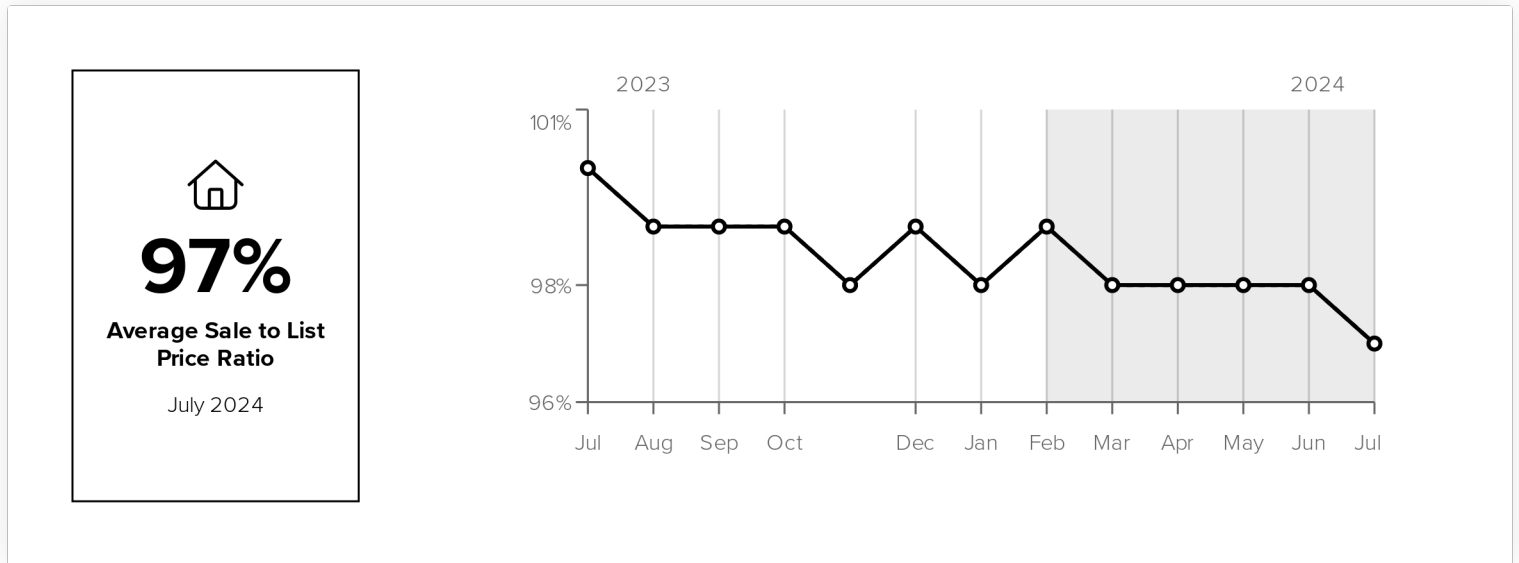
79 Homes for Sale	33 Homes Under Contract	\$1,450,000 High Price
\$322,500 Low Price	\$479,950 Median List Price	



Homes Sold



Sale to List Price Ratio





Market Conditions



Buyer's vs. Seller's Market

This graphic explains the key similarities and differences between a buyer's and seller's market; and how these market factors impact each group.

How it
Impacts
Buyers

Buyer's Market
More people selling homes than buying

- More homes to choose from
- More negotiating power
- Could spend less than asking price
- Price restrictions
- Rarely competing offers

Seller's Market
More people buying homes than selling

- Fewer homes to choose from
- Less negotiating power
- Need to be able to close quickly
- Could spend more than asking price
- Competition from other buyers

How it
Impacts
Sellers

Buyer's Market
More people selling homes than buying

- Takes more time to sell
- Fewer offers received
- Could get lower than asking price
- May have to make repairs and/or concessions

Seller's Market
More people buying homes than selling

- Home sells quickly
- Multiple offers likely
- Could get more than asking price
- Buyers willing to overlook repairs





Market Conditions by Price Range

This table provides insight into key market indicators at specific price breakpoints. This information is valuable as the market conditions can vary by price category.

Price Range	Active Listings	Months of Inventory			Sales		Market Climate
		As of 7/4/24	Current Period Jun 2024	3 Month Trend	Current Period Jun 2024	6 Month Avg	
All Price Ranges	79	2.6	0.7	30	34	Seller's	
< \$100,000	0	—	—	0	0	—	
\$100,000 - \$200,000	0	—	—	0	0	—	
\$200,000 - \$300,000	0	—	0.0	0	0	—	
\$300,000 - \$400,000	20	2.9	1.1	7	5	● Seller's	
\$400,000 - \$500,000	31	5.2	0.7	6	13	● Seller's	
\$500,000 - \$600,000	12	1.5	0.5	8	8	● Seller's	
\$600,000 - \$700,000	4	0.8	0.3	5	3	● Seller's	
\$700,000 - \$800,000	4	4.0	2.0	1	1	● Seller's	
\$800,000 - \$900,000	4	2.0	1.3	2	1	● Seller's	
\$900,000 - \$1,000,000	2	—	—	0	0	—	
> \$1,000,000	2	2.0	0.3	1	1	● Seller's	

Seller's Market
 Less than 6 months of inventory

Balanced Market
 Between 6-7 months of inventory

Buyer's Market
 More than 7 months of inventory

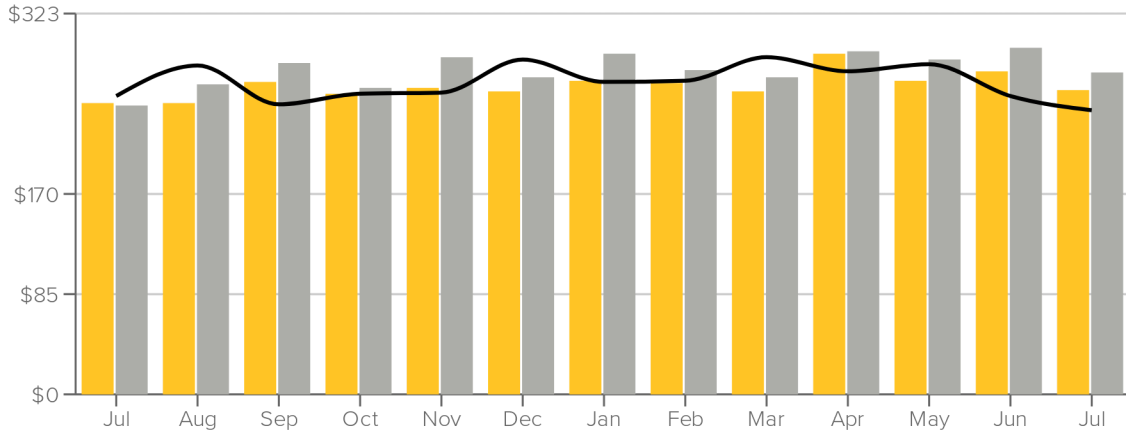




Compare Rancho Vistoso to Zip Code and City

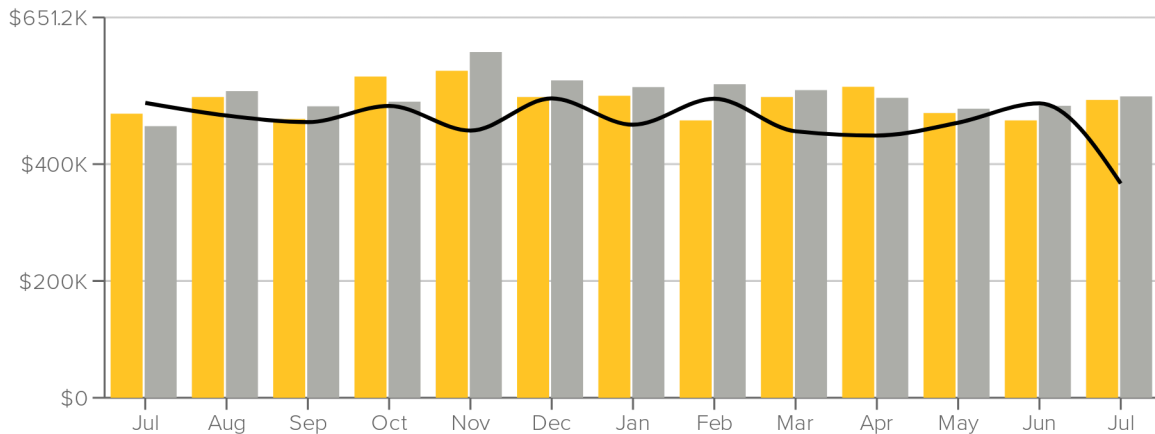
The charts below compare the average price per square foot and median sale price indicators of the neighborhood to its parent zip code and city.

Average Price per Square Foot



Oro Valley 85755 Rancho Vistoso

Median Sale Price



Oro Valley 85755 Rancho Vistoso



Statistics

Days on Market by Price Range

The bar graph below indicates the median days on the market value for each price range breakpoint in Rancho Vistoso. The values are based on closed transactions in June 2024.

