



Neighborhood Market Report



Stephen Woodall - Team Woodall

(520) 818-4504

Stephen@TeamWoodall.com

<https://TeamWoodall.com>

Sun City Oro Valley

Tucson, Arizona

February 2026



About Sun City Oro Valley

Sun City Oro Valley is a premier active adult community located just north of Tucson. Situated in the greater Rancho Vistoso community, Sun City Oro Valley provides its residents with a wealth of structured activities to enjoy. There are over 130 clubs and group offerings, including Bocce and Pickleball courts, golf courses, an aquatic/fitness center, a library, an artisan center, and more. Residents can live and play with peace of mind that shopping and healthcare facilities are only minutes away from anywhere in the community. With over 2,500 homes in varying sizes, Sun City Oro Valley truly has a space to accommodate any need.



Contact me to get
the full Market
Report and to learn
more about Sun City
Oro Valley.





Market Summary - All Property Types

Recent Sales Trends

The statistics below highlight key market indicators for Sun City Oro Valley. The data in the Sold Listings table is based on homes sold within the month of January 2026.

No data available

Current Market

The statistics below provide an up-to-date snapshot of the listed inventory as of February 2, 2026. Median days on market is a good indicator of the average length of time the current inventory has been on the market. The high price, low price, and median price provide context for the prices buyers and sellers can expect to encounter in this area.

55

Homes for Sale

22

Homes Under Contract

\$815,000

High Price

\$256,500

Low Price

\$415,000

Median List Price

Values pulled on 2/2/2026





Homes Sold

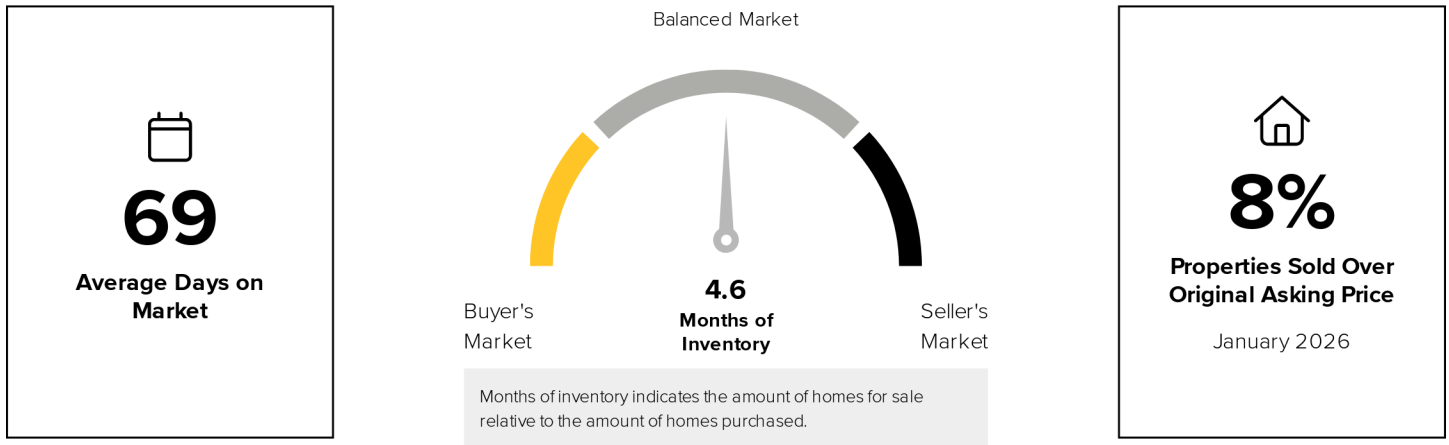


Stephen Woodall - Team Woodall
(520) 818-4504
Stephen@TeamWoodall.com
<https://TeamWoodall.com>





Market Conditions



Buyer's vs. Seller's Market

This graphic explains the key similarities and differences between a buyer's and seller's market; and how these market factors impact each group.

How it Impacts Buyers	<div style="border: 1px solid #ccc; padding: 10px; margin-bottom: 10px;"> <p style="text-align: center;">Buyer's Market</p> <p style="text-align: center; font-size: small;">More people selling homes than buying</p> <div style="border: 1px solid #ccc; padding: 5px; margin-bottom: 5px; text-align: center;">More homes to choose from</div> <div style="border: 1px solid #ccc; padding: 5px; margin-bottom: 5px; text-align: center;">Could spend less than asking price</div> <div style="border: 1px solid #ccc; padding: 5px; margin-bottom: 5px; text-align: center;">Price restrictions</div> <div style="border: 1px solid #ccc; padding: 5px; margin-bottom: 5px; text-align: center;">Rarely competing offers</div> </div>	<div style="border: 1px solid #ccc; padding: 10px; margin-bottom: 10px;"> <p style="text-align: center;">Seller's Market</p> <p style="text-align: center; font-size: small;">More people buying homes than selling</p> <div style="border: 1px solid #ccc; padding: 5px; margin-bottom: 5px; text-align: center;">Fewer homes to choose from</div> <div style="border: 1px solid #ccc; padding: 5px; margin-bottom: 5px; text-align: center;">Need to be able to close quickly</div> <div style="border: 1px solid #ccc; padding: 5px; margin-bottom: 5px; text-align: center;">Could spend more than asking price</div> <div style="border: 1px solid #ccc; padding: 5px; margin-bottom: 5px; text-align: center;">Competition from other buyers</div> </div>
	<div style="border: 1px solid #ccc; padding: 10px; margin-bottom: 10px;"> <p style="text-align: center;">Buyer's Market</p> <p style="text-align: center; font-size: small;">More people selling homes than buying</p> <div style="border: 1px solid #ccc; padding: 5px; margin-bottom: 5px; text-align: center;">Takes more time to sell</div> <div style="border: 1px solid #ccc; padding: 5px; margin-bottom: 5px; text-align: center;">Fewer offers received</div> <div style="border: 1px solid #ccc; padding: 5px; margin-bottom: 5px; text-align: center;">Could get lower than asking price</div> <div style="border: 1px solid #ccc; padding: 5px; margin-bottom: 5px; text-align: center;">May have to make repairs and/or concessions</div> </div>	<div style="border: 1px solid #ccc; padding: 10px; margin-bottom: 10px;"> <p style="text-align: center;">Seller's Market</p> <p style="text-align: center; font-size: small;">More people buying homes than selling</p> <div style="border: 1px solid #ccc; padding: 5px; margin-bottom: 5px; text-align: center;">Home sells quickly</div> <div style="border: 1px solid #ccc; padding: 5px; margin-bottom: 5px; text-align: center;">Multiple offers likely</div> <div style="border: 1px solid #ccc; padding: 5px; margin-bottom: 5px; text-align: center;">Could get more than asking price</div> <div style="border: 1px solid #ccc; padding: 5px; margin-bottom: 5px; text-align: center;">Buyers willing to overlook repairs</div> </div>





Market Conditions by Price Range

This table provides insight into key market indicators at specific price breakpoints. This information is valuable as the market conditions can vary by price category.

No data available

Seller's Market

Less than 4 months of inventory

Balanced Market

Between 4-6 months of inventory

Buyer's Market

More than 6 months of inventory

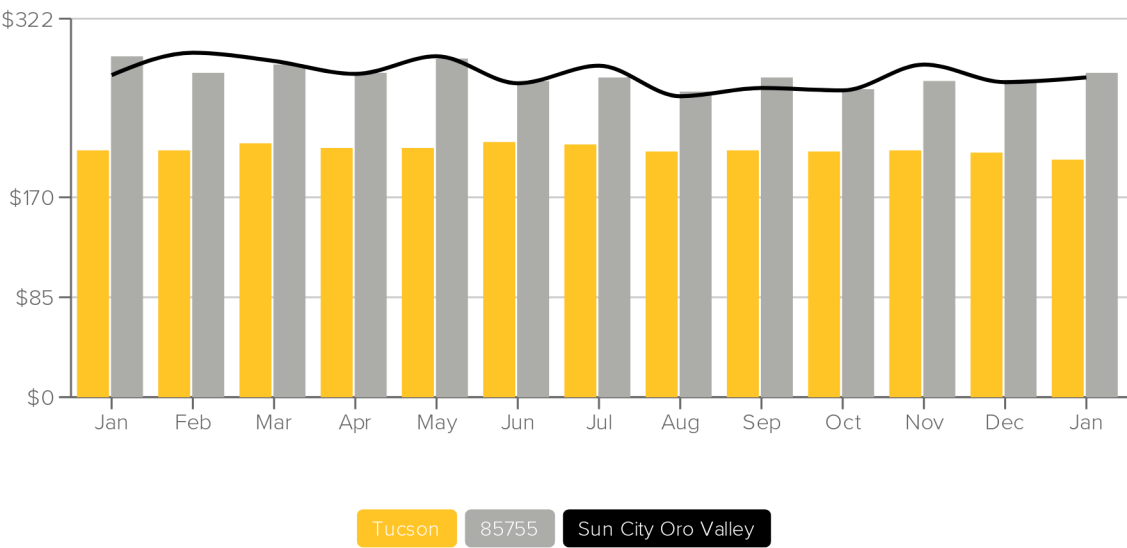




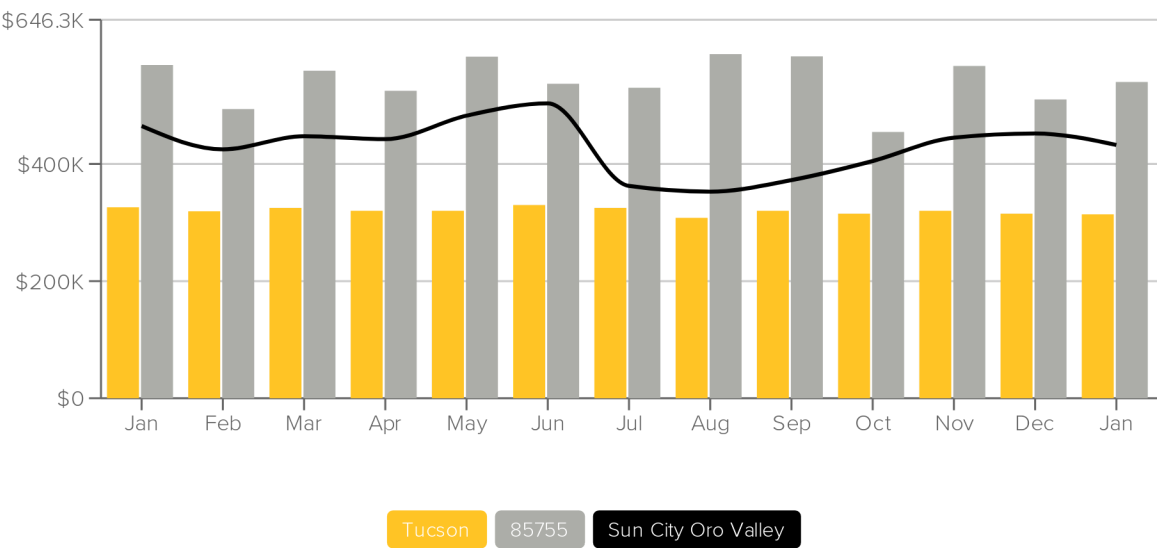
Compare Sun City Oro Valley to Zip Code and City

The charts below compare the average price per square foot and median sale price indicators of the neighborhood to its parent zip code and city.

Average Price per Square Foot



Median Sale Price





Statistics

Days on Market by Price Range

The bar graph below indicates the median days on the market value for each price range breakpoint in Sun City Oro Valley. The values are based on closed transactions in January 2026.

